



Unit 14 / 19 – 23 Clarinda Road  
Oakleigh South Victoria 3167  
t. +61 3 9558 6514  
e. info@striaustralia.com.au  
www.striaustralia.com.au

20 March 2025

### Sportsfield Hardness Testing

The surface hardness of East Ringwood 2 was re-tested on the 20<sup>th</sup> March 2025 after the Shockwave had been used on the sportsfield. Peter Verges Reserve, which wasn't treated with the Shockwave, was also retested to assess the effect of the weekend's rainfall on hardness.

The average hardness is summarised below, and full results are detailed in Appendix 1.

| Location                   | 13/03/25 | 18/03/25 | % Change | Comment      |
|----------------------------|----------|----------|----------|--------------|
| East Ringwood Reserve No 2 | 160      | 98       | -39%     | 2 hard areas |
| Peter Verges Reserve       | 158      | 122      | -23%     | 5 hard areas |

|      |            |      |
|------|------------|------|
| soft | acceptable | hard |
|------|------------|------|

### Key observations

- East Ringwood No 2: There was a 39% reduction in surface hardness due to the use of the Shockwave & weekend rainfall. The average hardness was acceptable but there were two excessively hard areas at the southern end of the field
- Peter Verges Reserve: There was a 23% reduction in hardness due solely to rainfall. The average hardness was unacceptably hard and there were 5 areas of excessive hardness.

Do not hesitate to contact me if you have any queries.

Yours sincerely

Michael Robinson  
Sports Turf Agronomist

## Appendix 1: Surface Hardness

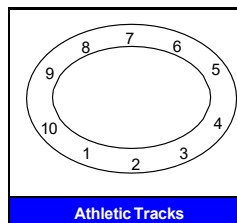
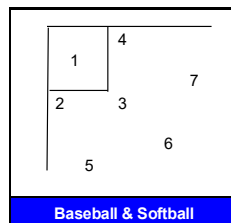
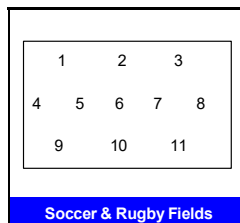
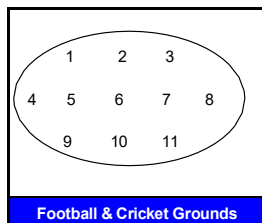
| Location                   | Wing |     |     | Main playing corridor |     |    |     | Wing |     |     | Ground Average | Comment |                  |
|----------------------------|------|-----|-----|-----------------------|-----|----|-----|------|-----|-----|----------------|---------|------------------|
|                            | 1    | 2   | 3   | 4                     | 5   | 6  | 7   | 8    | 9   | 10  |                |         | 11               |
| East Ringwood Reserve No 2 | 76   | 80  | 85  | 118                   | 89  | 95 | 131 | 136  | 91  | 76  | 97             | 98      | Hard patch(es)   |
| Peter Vergers Reserve      | 104  | 117 | 123 | 114                   | 111 | 93 | 89  | 166  | 131 | 156 | 141            | 122     | Excessively hard |

Surface Hardness (measured using a Clegg Impact Soil tester, 2.25kg, 455mm drop height & first drop recorded)

|      |            |      |
|------|------------|------|
| soft | acceptable | hard |
|------|------------|------|

**Surface Hardness** (measured using a Clegg Impact Soil tester, 2.25kg, 455mm drop height & first drop recorded)

**Hard or soft patch(es)** indicates acceptable average hardness but at least one area on the ground that is hard or soft. Remedial work may be required before these grounds are used.



**Sportsfields (football, soccer, rugby):**

Position 4 is at the northern or western end of the ground

Position 4 & 8 are the goal squares and 6 is the centre of the ground

**Baseball / Softball:**

Positions 1 to 4 are the infield and 5 to 7 is the outfield

**Athletic tracks:**

Position 9 & 10 are at the northern or western end of the track