



PURSUE PERFECT



FIND A DEALER
NEAR YOU.
[FOLEYCO.COM](https://foleyco.com)

©2024 FOLEY COMPANY. ALL RIGHTS RESERVED.



PURSUE PERFECT



It's not about the decades we put into ongoing equipment development and refinement. It's not about the time your team puts into planning, preparation and maintenance. It's about each of us at Foley listening to the needs of our customers and sharing an unwavering commitment to excellence. We will never stop striving to deliver the best solutions. Relentless efforts deliver outstanding results, and we are proud to partner with those who demand perfection.

Foley Company's vision remains steadfast with our following commitment:

To be the global leader in our industry by partnering with our employees, distributors and end-users. Mutual growth will be accomplished through a positive and rewarding culture driven by trust, innovation and our ability to adapt.

Our vision is executed all the way through our organization starting with a world class sales and customer service organization, to our quality driven manufacturing and back-office teams. All of this is built upon a company culture that is second to none.


Our goal is to give you equipment solutions that are easy-to-use, that work the way you need them to, and give you an outstanding return on your investment.

Looking forward to working with you,



Paul Rauker

Paul Rauker,
CEO & President



AIR2G2-336 TURF AIR INJECTION SYSTEM



PRODUCT INFO	
LENGTH	88" (224cm)
WIDTH	52" (132cm) Folded 88" (224cm) Extended
HEIGHT	41" (105cm) Without Probes 58" (148cm) With Probes
ENGINE	19hp Kohler® Command Pro
AIR COMPRESSOR	2Stage Ingersoll Rand®
AIR COMPRESSOR CAPACITY	24 CFM @ 175psi
TIRES	Smooth Turf Friendly
PROBES	3
PROBE LENGTH(S)	8" (20cm) & 12" (30cm)
DRIVE	Hydrostatic
BATTERY	12 VOLT, 350 CCA
FUEL CAPACITY	6 Gallon (3.8 Liter)
OPTIONAL EQUIPMENT	
Air2HP - Handheld Probe	
Air2Go Trailer	

HSBC GOLF
Business Forum

HSBC
INNOVATION AWARD



What AIR2G2 Can Do

The AIR2G2 operates on a unique principle of using high-pressure air to fracture compacted soil layers beneath the turf without causing surface disruption.

This technology is designed to alleviate soil compaction, improve soil structure, and enhance root growth by injecting pressurized air into the soil profile.

Key Features

Probe Injectors: Equipped with 3-probe injectors that are inserted into the ground delivering bursts of pressurized air into the soil, creating fractures and channels.

Aeration Depth and Spacing: Operators can adjust the depth and spacing of the aeration tines based on the specific needs of the turf and soil conditions. This customization allows for targeted aeration at varying depths.

Minimal Surface Disturbance: Unlike traditional core aeration methods that remove soil plugs from the surface, the AIR2G2 minimizes surface disruption. This can lead to quicker turf recovery and reduced downtime for the playing surface.

Air Compressor: The air injection process relies on a high-capacity air compressor that generates the necessary pressure to inject air into the soil.

Non-Invasive: AIR2G2's technology aims to provide aeration benefits without causing significant disruption to the turf surface. This is particularly important for maintaining high-quality playing surfaces on golf courses and sports fields.

Soil Health Benefits: By relieving soil compaction and improving soil aeration, the AIR2G2 promotes better water infiltration, nutrient absorption, and root development. This can lead to healthier turf grass and improved playing conditions.

IMPROVE PLAYER SAFETY

REDUCE CONCUSSIONS

REDUCE JOINT STRESS

REDUCE PLAYER INJURIES

IMPROVE TURF HEALTH

RELIEVE TURF COMPACTION & IMPROVE PERMEABILITY


IMPROVE WATER INFILTRATION

PROMOTE DEEPER ROOT GROWTH

LITTLE TO NO DOWNTIME OR CLEAN UP

OPTIONAL LIFT SOLUTIONS

900 POWER LIFT



The 900 Power Lift gives you the freedom to load reels onto the grinder with ease. The optional workstation table attachment quickly converts the PowerLift into a mobile workstation, providing an adjustable work area anywhere you need it.

PowerLift is compatible with Foley Grinder Models 653 & 633

Reel Placement Lift Forks

The 900 Power Lift maneuvers reels into your grinder with ease and precision eliminating the need for rear lift attachments and hoists.

Work Table Attachment

Turn the 900 Power Lift into a mobile work station with the easy-on / easy-off work table attachment.


PRODUCT INFO	
LENGTH	54" (137cm)
WIDTH	38" (97cm)
HEIGHT	67" (70cm)
CAPACITY	400lbs (181Kg)
BATTERY	(2) 12V 18AH
CHARGING	WALL PLUGIN
CONSTRUCTION	STEEL
FORK LENGTH	27" (69cm)
FORK WIDTH	2" (5cm)
LIFT MOTOR	DC GEAR MOTOR
LOWERED HEIGHT	0.75" (1.9cm)
WHEEL TYPE	FRONT: LOAD WHEELS
REAR: LOCKING SWIVEL CASTERS	✓
OVERALL FORK WIDTH INCHES	19 - 26
RAISED HEIGHT	44" (111.75cm)
WEIGHT	475lbs (216Kg)

Universal Electric Hoist

Compatible With ACCU-Series Reel Grinders (653, 633, and 622)

Features & Specifications

- ▶ Heavy-duty all steel construction
- ▶ 400 lbs. (180 kg) lifting capacity
- ▶ Hand-held control
- ▶ Steel chain & hook loading system
- ▶ Easily retrofits to existing grinders



Attached Rear Lift Table

Compatible With ACCU-Series Reel Grinders (653 & 633)

Features & Specifications

- ▶ Heavy-duty all steel construction
- ▶ 400 lbs. (180 kg) lifting capacity
- ▶ Easy roll on and off diamond plated surface



BEDKNIFE GRINDERS

672 ACCU-PRO AT & 673 ACCU-PRO AC



FEATURES	672	673
Mounting System	Electro Magnets	Electro Magnets
Adjustable Flood coolant	✓	✓
Quick retractable Setup Gauge	✓	✓
Powered, Fixed Stop Grind Angle	✓	✓
Integrated Diamond Dresser	✓	✓
Height Adjustable Grinding head	✓	✓
Variable Speed Belt Drive Traverse System	✓	✓
Automatic Mode - with Powered Infeed		✓
OPTIONAL EQUIPMENT		
Borazon Wheel	Optional	Optional
Bellows Kit	Optional	Optional
Flood Coolant Additive	Optional	Optional

When Accuracy and Speed Matter, These Grinders Deliver. Set-Up is Simple and Fast with the Positive Gauge Stops.

661 ACCU-PRO AT



FEATURES	AT
Mounting System	Permanent Magnets With supports
Adjustable Flood Coolant	✓
Quick Retractable Setup Gauge	✓
Grind Angle	Manually Adjustable
Integrated Diamond Dresser	✓
Height Adjustable Grinding Head	✓
Variable Speed Belt Drive Traverse System	✓
OPTIONAL EQUIPMENT	
Borazon Wheel	Optional
Flood Coolant Additive	Optional

The Highly-Accurate and Easy-to-Operate 661 ACCU-PRO Bedknife Grinder Sets the Standard in Simplicity.

REEL GRINDERS

653 ACCU-MASTER REEL GRINDER



Advantages & Benefits

- ▶ Automated infeed cycles for spin and auto-index relief grinding
- ▶ Completely enclosed electric inter-locking doors with lexan safety glass protection

FEATURES	
Spin Grind capable	✓
Auto Indexing hands free Relief Grinding	✓
- Electronically control Torque for relief	✓
Quick Reel placement - ACCU-Reel selector	✓
Cone/Taper Removal - Easy Alignment of Reel to Grinder	Screen Feedback (bubble)
Variable Speed Spin Drive motor	Articulating counter balanced
Variable Speed Belt Drive Traverse System	✓
Three Drive Adapters (male - 8, 9 and 11 tooth spline)	✓
Rear door with Safety interlock	Optional (or enclosed back)
Front Safety door with Safety interlock	✓
Quick Change Grinding wheel	✓
ACCU-Touch 3 with standard and custom programs (End of cycle indicator light)	✓
Noise and Dust abatement	✓
Dust collection - Vacuum system	✓
Slotted top Canopy (653 only) for Shop Overhead Crane	Optional
Attached rear lift table	Optional
Overhead Boom	Optional - electric with trolley

- ▶ Vertical/horizontal adjusters ensures precise carriage position and taper removal
- ▶ Internal vacuum system efficiently collects dust to help keep shop area clean

633 ACCU-PRO REEL GRINDER



Advantages & Benefits

- ▶ Automated infeed cycles for spin and auto-index relief grinding
- ▶ Patented hands-free auto-index relief grind
- ▶ Electric inter-locking doors and lexan safety glass protection
- ▶ Variable spin speed, traverse speed and relief torque for complete versatility
- ▶ Vertical/horizontal adjuster ensures precise carriage position and taper removal

FEATURES	
Spin Grind capable	✓
Auto Indexing hands free Relief Grinding	✓
- Electronically control Torque for relief	✓
Quick Reel placement - ACCU-Reel selector	✓
Cone/Taper Removal - Easy Alignment of Reel to Grinder	LED- Feedback (manual) Screen feedback (Optional AT3 package)
Variable Speed Spin Drive motor	Articulating counter balanced
Variable Speed Belt Drive Traverse System	✓
3 pack of Drive Adapters (male - 8, 9 and 11 tooth spline)	✓
Rear door with Safety interlock	✓
Front Safety door with Safety interlock	✓
Quick Change Grinding wheel	✓
ACCU-Touch 3 (AT3) with standard and custom programs - With end of cycle indicator light.	Optional
Noise and Dust abatement	X
Dust collection - Vacuum system	Optional
Slotted top Canopy (653 only) for Shop overhead Crane	X
Attached rear lift table	Optional
Overhead Boom	Optional - electric with trolley


618 ACCU-SHARP REEL GRINDER



FEATURES	
Spin Grind capable	✓
Auto Indexing hands free Relief Grinding	✓
- Electronically control Torque for relief	✓
Cone/Taper Removal - Easy Alignment of Reel to Grinder	Dial Indicator
Variable Speed Spin Drive motor	Adjustable Bracket
Variable Speed Belt Drive Traverse System	✓
Three Drive Adapters (Male - 8, 9 and 11 Tooth Spline)	✓
Front Safety door with Safety interlock	✓
Quick Change Grinding wheel	✓
Overhead Boom - hand winch	✓
OPTIONAL EQUIPMENT:	
Bedknife attachment kit	✓
Overhead Boom - Electric winch (PART# 6180510)	✓

With the ability to gauge, touch-up spin grind, and relief grind with the patented auto-index relief system, giving you a budget friendly solution for your grinding needs.

642 QUICK-SPIN REEL GRINDER



The 642 Quick-Spin Reel Grinder - the ultimate shop companion that empowers you to effortlessly perform quick touch-up spin grinding on virtually any walk-behind mower and reel mower cartridge. With its remarkable flexibility, this grinder allows you to spin grind almost any reel without the hassle of removing the bedknife.

FEATURES	
Spin Grind Capable	✓
Adjustable Traverse Speed	✓
Adjustable Spin Speed	✓
42" Reel Width	✓
240v/15a Power	✓
Adjustable Powered Rear Clamps For Walk-Behinds	✓
Clamps For Cartridge Style Reels	✓

