

672 ACCU-PRO AT BEDKNIFE GRINDER

FOLEY

EFFICIENT ACCURATE AUTOMATED



Accuracy Automated With the 672 ACCU-Pro

Delivering precise, consistent grinding with effortless setup, this bedknife grinder features advanced automation and a sturdy design. It ensures fast, accurate results, making it a reliable choice for maintaining optimal cutting performance.

Features

- Manual In-Feed
- Alignment Gauge
- Bed Bar Mounting System
- Diamond Wheel Dresser
- Powered Motion
- Flood Coolant

Specs

Length	66 in (168 cm)
Width	38 in (97 cm)
Height	54 in (180 cm)
Weight	1,025 lb
120 V Power	✓
220 V Power	✓

Additional Accessories:


Borazon Wheel - Durable, efficient grinding with CBN for hardened steel.

Bellows Kit - Designed to shield critical components of the grinder from debris.




Manual Control - Powered In-Feed

Delivers precise material removal with minimal operator intervention, enhancing efficiency.




Bed Bar Mounting System

Utilizes permanent electromagnets, machined surfaces. Keeps the bed bar straight and secure throughout grinding for accurate results.



Quick Retractable Alignment Gauge

Provides precise reel alignment within .001", ensuring premium cylindrical grinding results.



Height Adjustable Grinding Head

Automates grinding head travel for consistent, efficient grinding operations. Kevlar reinforced cog belt.

